



John Ngai, Ph.D.
Director, NIH BRAIN Initiative

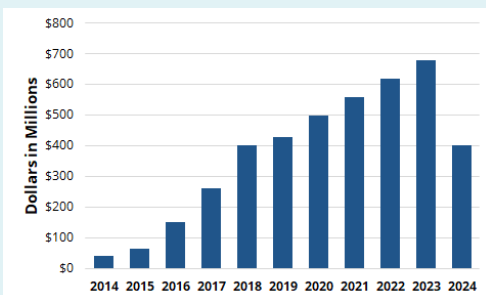
The BRAIN Initiative Mission

At the National Institutes of Health (NIH), the *Brain Research Through Advancing Innovative Neurotechnologies*® Initiative, or The BRAIN Initiative®, aims to revolutionize our understanding of the human brain by accelerating the development and application of innovative technologies to improve how we treat, prevent, and cure disorders of the brain.

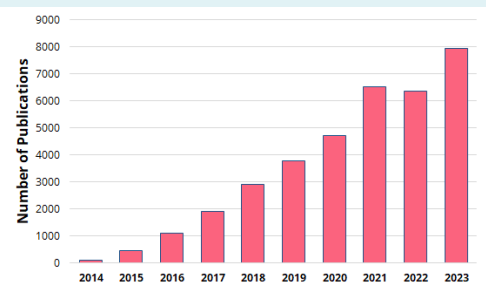
The BRAIN Initiative is uniquely situated for cross-cutting and accelerated discovery in neuroscience. This research investment goes beyond the capability of any single NIH Institute or Center by tapping into synergies across multiple fields to address the personal and societal challenges imposed by human brain disorders. Visit the NIH BRAIN Initiative website at BRAIN.gov.

BRAIN by the Numbers

Budget: Fiscal Years 2014 – 2024

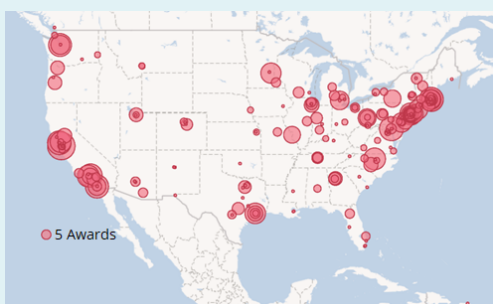


Publications: 2014 – 2023

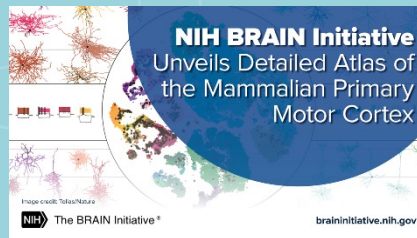


1,705 PIs across
265 institutions
supported by
1,575 BRAIN awards

Awarded Institutions: 2014 – 2023



Accelerating Interdisciplinary Neuroscience Discoveries Across Institutions



Integrating neuroscience across 10 participating NIH Institutes of Centers:

- NINDS
- NIDCD
- NIDA
- NIA
- NCCIH
- NIMH
- NICHD
- NIBIB
- NEI
- NIAAA

Scientific Vision: BRAIN Priority Areas



CELL TYPE

Discovering diversity: Identify different brain cell types and determine their roles in health and disease.



CIRCUIT DIAGRAM

Maps at multiple scales: Generate circuit diagrams that vary in resolution from synapses to the whole brain.



MONITOR NEURAL ACTIVITY

The brain in action: Develop tools to monitor large-scale neural activity to produce a dynamic picture of the brain.



INTERVENTIONAL TOOLS

Demonstrating causality: Develop interventional tools to establish causal links between patterns of brain activity and behavior.



THEORY AND DATA ANALYSIS TOOLS

Fundamental principles: Create theoretical and analytical tools for conceptual understanding of neural processes.



HUMAN NEUROSCIENCE


Advance human neuroscience through innovative technologies to understand the brain and treat its disorders.



INTEGRATED APPROACHES

Integrate technological/conceptual approaches to discover neural basis of cognition, emotion, perception, and action.

BRAIN-Funded Cell Census Tools Create New Avenues to Understand the Brain



The **BRAIN Initiative Cell Census Network (BICCN)** revealed the genetic, cellular, and structural makeup of the human and non-human primate brain in a groundbreaking collection of 21 papers in *Science*, *Science Advances*, and *Science Translational Medicine* (October, 2023).

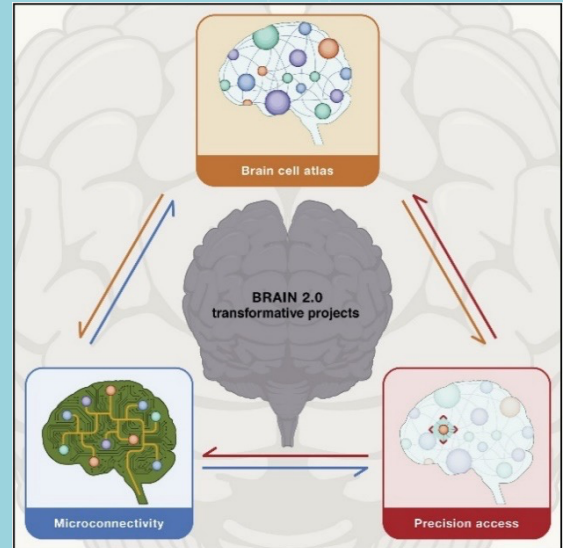
Brain single-cell mapping of multiple **brain regions and species across the lifespan** was conducted at unprecedented levels of detail, setting the stage for the BRAIN Initiative Cell Atlas Network (BICAN) to map the brain's cellular landscape at scale, a critical step toward understanding how the brain functions in health and disease.

In a subsequent collection of 10 papers published in *Nature*—nine of which were funded by the NIH BRAIN Initiative—an international team of researchers revealed a complete cell atlas of a whole mammalian brain. This map paves the way for a greater understanding of the human brain (December, 2023).

The impact from BICCN is far reaching. Through separate research projects, such as the Seattle Alzheimer's Disease Brain Cell Atlas and Single Cell Opioid Responses in the Context of HIV program, **BRAIN Initiative-funded cell census tools** are used to actively investigate mental and neurological disorders of the brain, such as Alzheimer's disease and opioid use disorder.

BRAIN 2.0: Looking to the Future

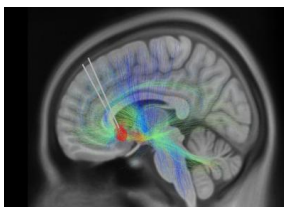
Transformative projects that will change the future of neuroscience research and will accelerate the search for cures (Ngai, *Cell*, 2022)



Brain cell atlas: A parts list of the human brain
Microconnectivity: Wiring diagrams of the brain at unprecedented scale
Precision cell access: An armamentarium of tools to access brain cell types with exquisite specificity

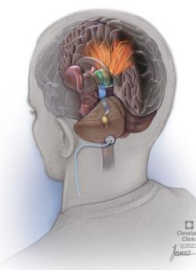
Laying the Foundation for Cures and Understanding What Makes Us Human

Life-changing innovations in deep brain stimulation show success in small studies



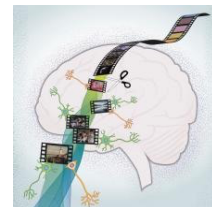
- BRAIN-funded innovations in deep brain stimulation-based treatments are showing success in small clinical studies for stroke recovery, obsessive-compulsive disorder, binge eating disorder, traumatic brain injury, post-traumatic stress disorder, substance use disorder, and depression.
- This research provides hope for people living with devastating brain conditions.

Post-stroke cerebellar deep brain stimulation is found safe and effective.



- Nine out of 12 participants showed motor function improvements after combining deep brain stimulation and physical therapy.
- No serious adverse events or device failures were reported (Baker, *Nature Medicine*, 2023).

Researchers uncover how the human brain separates, stores, and retrieves memories.



- Researchers have identified two types of cells in our brains that are involved in organizing discrete memories based on when they occurred.
- This finding improves our understanding of how the human brain forms memories and could have implications in memory disorders such as Alzheimer's disease (Zheng et al, *Nature Neuroscience*, 2022).